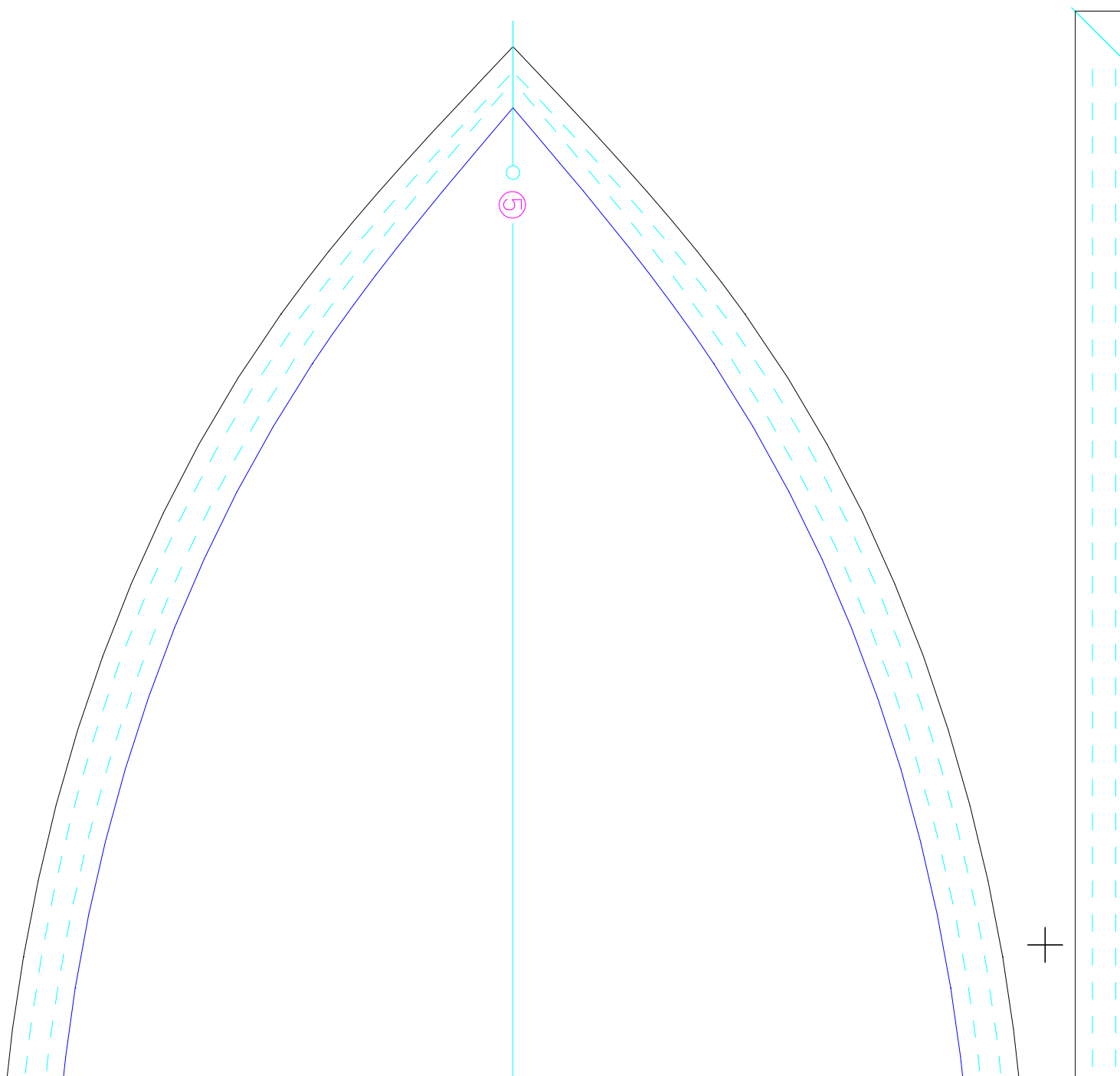
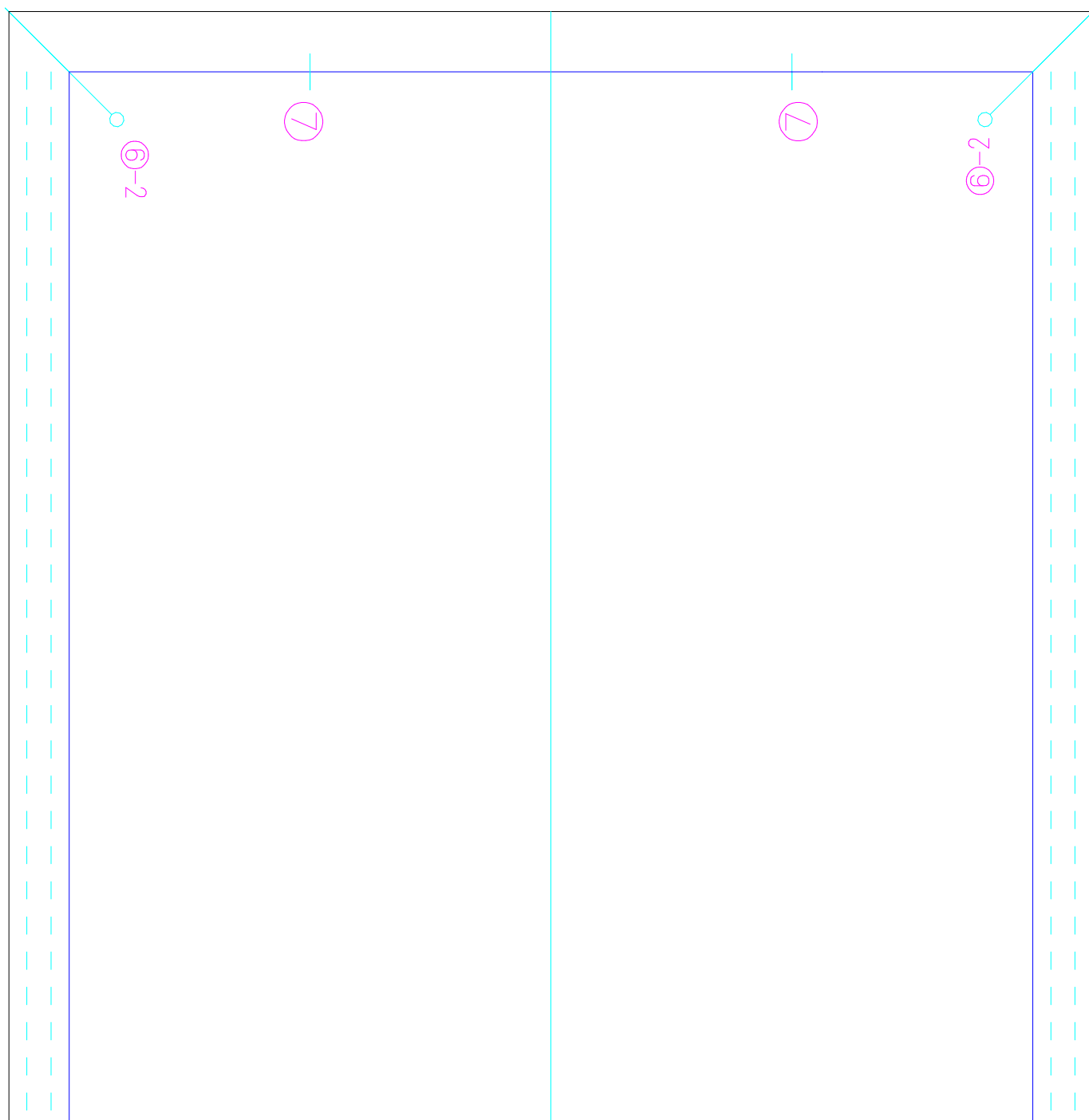

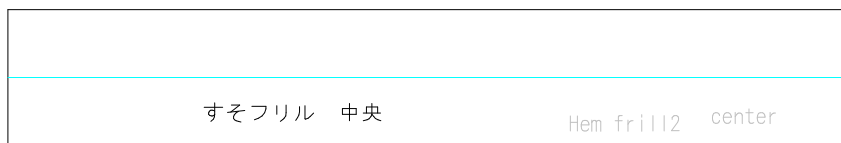

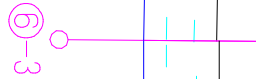
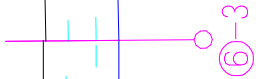


1	2
3	4
5	6
7	8
9	10

貼り合わせ図



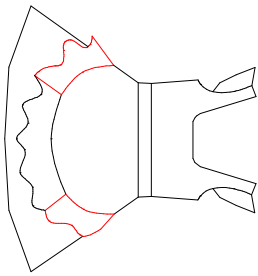




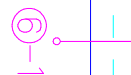
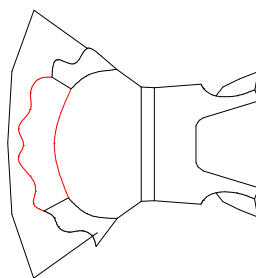
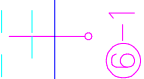
エプロンドレス
すそフリル2 真ん中
×1

Apron dress (center)
Hem frill 2 (center)
×1

エプロンドレス
すそフリル 2 (両端)
× 2




Apron dress
Hem frill 2 (side)
× 2



<7>/10 すそフリル2 エプロンドレス 婦人M 手作り服の作り方と型紙 USAKOの洋裁工房 <http://yousai.net>
Hem frill 2 . Apron dress. M size Usako's sewing studio. <http://yousai.net/z/>

<8>/10 すそフリル2 エプロンドレス 婦人M 手作り服の作り方と型紙 USAKOの洋裁工房 <http://yousai.net>
Hem frill 2 . Apron dress. M size Usako's sewing studio. <http://yousai.net/z/>

< 9 > / 10 すそフリル2 エプロンドレス 婦人M 手作り服の作り方と型紙 USAKOの洋裁工房 <http://yousai.net>
Hem frill 2 . Apron dress. M size Usako's sewing studio. <http://yousai.net/z/>



<10>/10 すそフリル2 エプロンドレス 婦人M 手作り服の作り方と型紙 USAKOの洋裁工房 <http://yousai.net>
Hem frill 2 . Apron dress. M size Usako's sewing studio. <http://yousai.net/z/>

